



ELBA C

MITILI C

Espositori neutri o refrigerati per la presentazione e la vendita di prodotti ittici / Show-cabinets neutral or cooled to show and sell seafood products / Exposants neutres ou réfrigérés pour la présentation et la vente de produits de la poissonnerie / Neutrale oder gekühlte Aussteller zur Präsentation und zum Verkauf von Fisch und Meeresfrüchten / Expositores neutros o refrigerados para la presentación y la venta de productos pesqueros

Vasca in acciaio inox AISI 316 coibentata con poliuretano ad alta densità / Stainless steel AISI 316 basin insulated with high density polyurethane / Cuve en acier inox AISI 316 calorifugée avec du polyuréthane à haute densité / Schale aus rostfreiem Stahl AISI 316 isoliert mit Polyurethan von hoher Dichte / Cuba en acero inoxidable AISI 316 aislada con poliuretano de alta densidad.

Basamenti, rivestimenti e scarichi in acciaio inox / Bases, coatings and draining device of stainless steel / Bases, revêtements et écoulements en acier inox / Unterteile, Verkleidungen und Abläufe aus rostfreiem Stahl / Zócalos, revestimientos y desagües en acero inoxidable

Refrigerazione statica con serpentina a contatto del piano di esposizione

Static refrigeration with coil in contact with the display surface / Réfrigération statique avec serpentin au contact du plan d'exposition / Statische Kühlung durch eine Kühlschlange, welche mit der Ausstellungsebene in Kontakt ist / Refrigeración estática con serpentina en contacto con la bandeja de exposición


























Può essere fornita anche la singola vetrina senza basamento

Single display without a base can be supplied / La vitrine peut être aussi fournie seule, sans socle / Es kann auch nur die einzelne Vitrine ohne Sockel geliefert werden / Disponible también la vitrina sola sin base

Costruzione in acciaio inox. Spessore mm 1,2. Construction in stainless steel. Thickness mm 1,2. / Construction en acier inox. Epaisseur mm 1,2. / Gehäuse aus rostfreiem Stahl. Dicke mm 1,2. / Construcción en acero inox. Espesor mm 1,2. /

Senza gruppo refrigerante / Without refrigerating group / Sans groupe réfrigérant / Ohne Kühlaggregat / Sin grupo refrigerador

- ELBA 11.11 SG
- ELBA 11.11 C SG
- ELBA 22.11 SG
- ELBA 22.11 C SG
- ELBA 30.11 SG
- ELBA 30.11 C SG
- ELBA 50.11 SG
- ELBA 50.11 C SG
- MITILI 11.11 C SG
- MITILI 22.11 C SG
- ANGOLO 45° C SG
- ANGOLO 90° C SG

| Modello Model Modèle Modell Modelo | Potenza Power Puissance Gesamtleistung Potencia | Tensione Tension Tension Spannung Tension | Temperatura Temperature Température Temperatur Temperatura | Refrigerazione Refrigeration Réfrigération Kühlung Refrigeracion | Sbrinamento Defrosting Degivrage Enteisung Desescarche | Gas refrigerante Cooling gas Gaz réfrigérant Kühlgas Gas refrigerante | Lunghezza totale Length Longueur totale Gesamtlänge Longitud total | Peso netto Net weight Poids net Nettogewicht Peso neto |
|---|---|---|--|---|--|---|--|--|
|  ELBA 11.11 | Watt 280 | 230v/1/50Hz | °C -2 |  |  | R 404a | mm. 1100 | Kg 150 |
| ELBA 11.11 C | Watt 280 | 230v/1/50Hz | °C -2 |  |  | R 404a | mm. 1100 | Kg 160 |
| ELBA 22.11 | Watt 760 | 230v/1/50Hz | °C -2 |  |  | R 404a | mm. 2200 | Kg 200 |
| ELBA 22.11 C | Watt 760 | 230v/1/50Hz | °C -2 |  |  | R 404a | mm. 2200 | Kg 210 |
| ELBA 30.11 | Watt 760 | 230v/1/50Hz | °C -2 |  |  | R 404a | mm. 3000 | Kg 350 |
| ELBA 30.11 C | Watt 760 | 230v/1/50Hz | °C -2 |  |  | R 404a | mm. 3000 | Kg 370 |
| ELBA 50.11 | Watt 1032 | 230v/1/50Hz | °C -2 |  |  | R 404a | mm. 5000 | Kg 440 |
| ELBA 50.11 C | Watt 1032 | 230v/1/50Hz | °C -2 |  |  | R 404a | mm. 5000 | Kg 480 |
| MITILI 11.11 C | Watt 280 | 230v/1/50Hz | °C +3/+6 |  |  | R 404a | mm. 1100 | Kg 150 |
| MITILI 22.11 C | Watt 760 | 230v/1/50Hz | °C +3/+6 |  |  | R 404a | mm. 2200 | Kg 180 |
| ANGOLO 45° C | - | 230v/1/50Hz | °C -2 |  |  | R 404a | - | - |
| ANGOLO 90° C | Watt 300 | 230v/1/50Hz | °C -2 |  |  | R 404a | - | - |

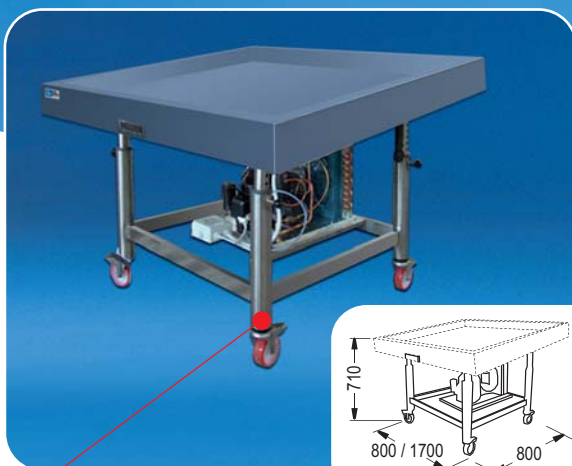

Dati di collaudo - Test details - Détails d'essai - Prüfungsergebnisse - Datos de ensayo - MAX = (30°C - % U.R. 55)

EUROLINE
 BIRRA
 MERCATI SPECIALI
 LABORATORI PASTICCERIA
 RISTORAZIONE
 PIZZERIA
 ESPOSIZIONE
 SUPERMERCATI
 HYPERMARKET

10
 ATTREZZATURE COMPLEMENTARI

ELBA 30.11

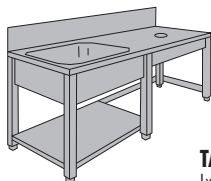
OPTIONAL



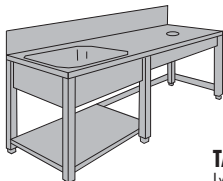
ELBA 30.11

OPTIONAL:
 Basamento in tubolare inox / Tubular base / Soubassement en tubulaire /
 Tunnelgehäuse / Basamento de tubular

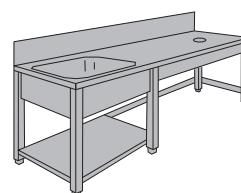
Tavoli lavoro per percherie / Work tables for fish markets / Tables de travail pour poissonneries
 Arbeitstische für Fischgeschäft / Mesas de trabajo para pescaderia




TAVOLO 1F
 LxPxH: 1400x700x850



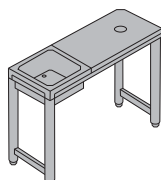
TAVOLO 1F
 LxPxH: 1600x700x850



TAVOLO 1F
 LxPxH: 1900x700x850



TAVOLO 2F
 LxPxH: 1900x700x850



TAVOLO COMBI
 LxPxH: 1000x400x850

Consulta la sezione "NEUTRO" da pag. 112 a pag. 115 per ulteriori modelli / Look at "AMBIENT" section from 112 to 115 pages for further models / Pour ce qui concerne les ultérieures modèles consulter la section "NEUTRO" de la page 112 jusqu'à la page 115 / Konsultieren Sie bitte die Sektion "Neutro" von Seite 112 bis 115 für weitere Modelle / Consultar la seccion "NEUTRO" para otros modelos

8/7 ATLANTIDE

218

Optional:

- 1 Tubo scioglighiaccio Ø 21
Ice squeezer tube Ø 21
Tube pour fondre la glace Ø 21
Eisschmelzrohr Ø 21
Tubo para calentar el hielo Ø 21

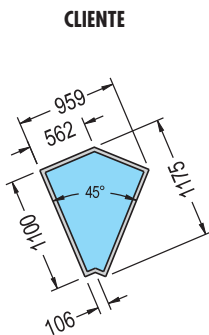
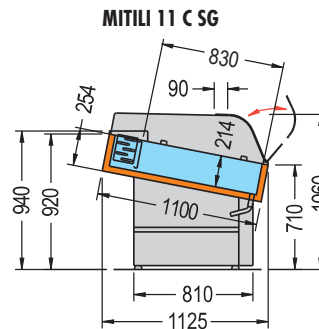
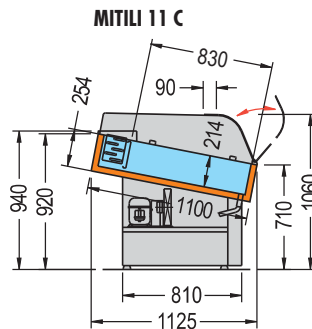
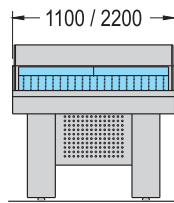
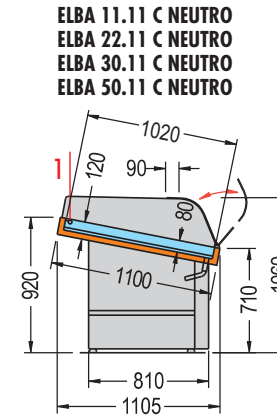
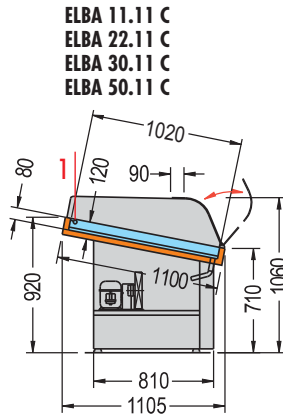
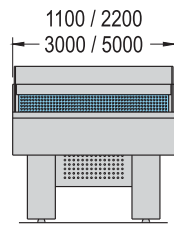
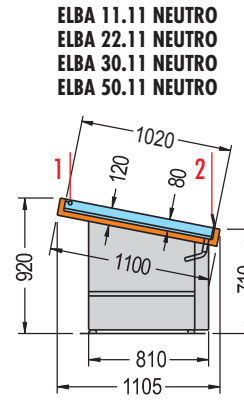
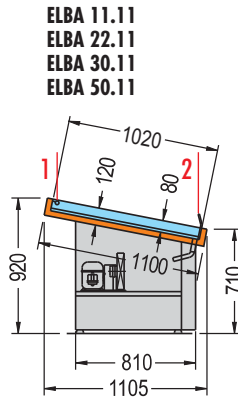
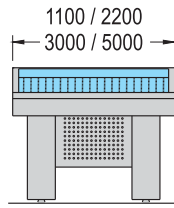
Di serie:

- 2 Fermagliaccio in plexiglas
Plexiglas ice stopper
Bloque glace en plexiglas
Eisstopper aus Plexiglas
Fabricadora de hielo en plexiglas

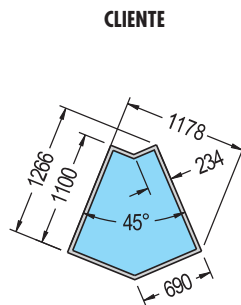
Superficie espositiva
Display surface
Surfaces d'exposition
Ausstellungsfläche
Superficie expositiva

ELBA 11.11 = m² 1,04
ELBA 11.11 C = m² 1,04
ELBA 22.11 = m² 2,16
ELBA 22.11 C = m² 2,16
ELBA 30.11 = m² 2,97

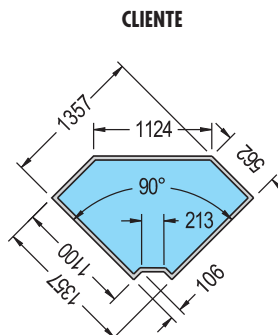
ELBA 30.11 C = m² 2,97
ELBA 50.11 = m² 5,01
ELBA 50.11 C = m² 5,01
MITILI 11.11 C = m² 0,84
MITILI 22.11 C = m² 1,75



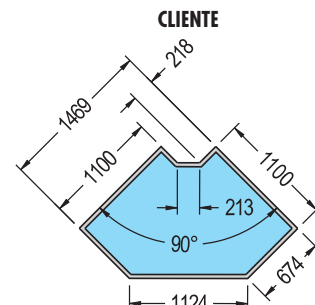
OPERATORE
ANGOLO 45° ESTERNO



OPERATORE
ANGOLO 45° INTERNO



OPERATORE
ANGOLO 90° ESTERNO



OPERATORE
ANGOLO 90° INTERNO



EUROLINE

BIRRA

MERCATI SPECIALI

LABORATORI PASTICCERIA

RISTORAZIONE

PIZZERIA

ESPOSIZIONE

SUPERMERCATI

HYPERMARKET

10

ATTREZZATURE COMPLEMENTARI