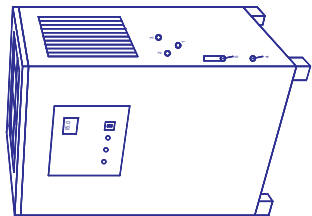


Gehäuse Gr. 50



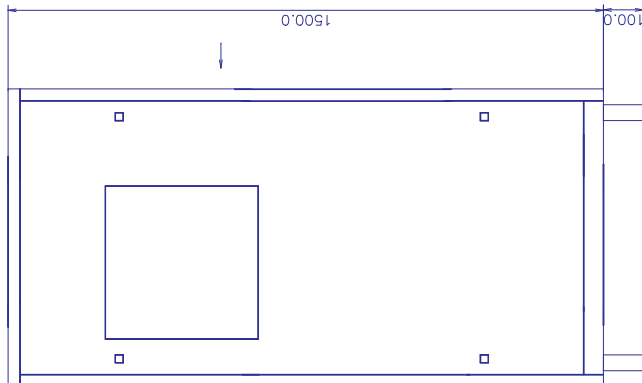

Ansicht B →

Vorlauf 3/4 IG, innen 20mm
Rücklauf 3/4 IG, innen 20mm

Masch. Typ.: SC 12.0 V

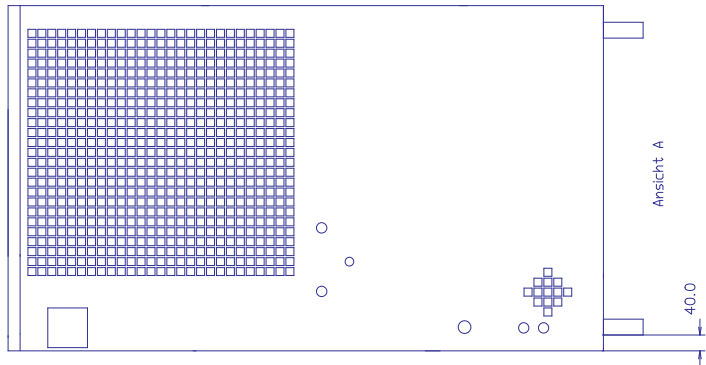
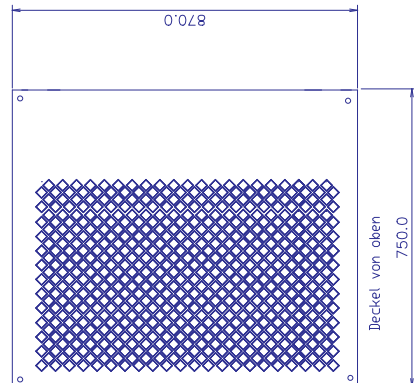
Masch. Nr.: xx

Dat.: 27.02.2004



Ansicht A

Ansicht B →



Ansicht A