



# HOSHIZAKI

Ice dispenser/Eisdispenser/Distributeurs de Glaçons  
IJsblokjesdispenser/Fabbricatori di Ghiaccio/Distributori

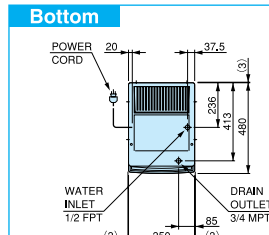
DCM series / DIM series

## DCM series Cubelet Ice and Water Dispenser



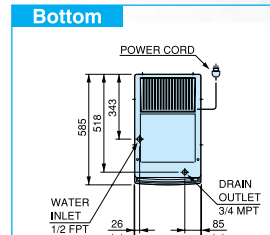
Cubelet/Cubelets  
Cubelets/Cubeletijs  
Ghiaccio in cubelet

### DCM-60F



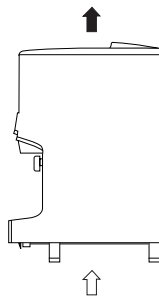
Air Flow : Bottom in / Top out

### DCM-120F



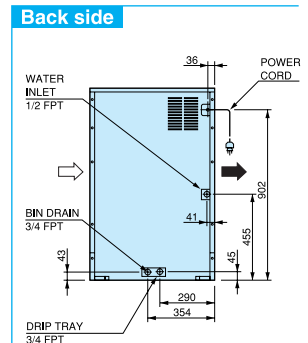
Air Flow : Bottom in / Top out

DCM60  
DCM120



↑ ↓  
Air/Luft/  
Aria

### DCM-230FE



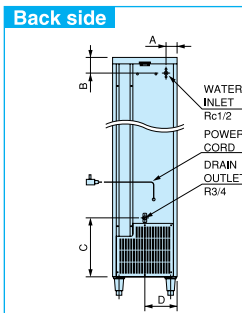
Air Flow : Right side in / Left side out

## DIM series Cube Ice Dispenser

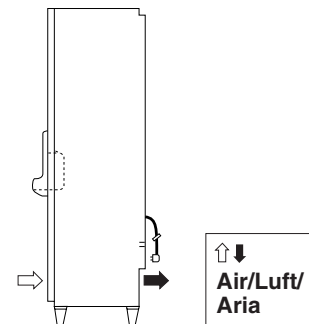


Cube Ice

### DIM-30AE



Air Flow : Front in /  
Back side out

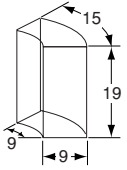


↑ ↓  
Air/Luft/  
Aria

	DIM-30AE
A (mm)	60
B (mm)	85
C (mm)	320
D (mm)	175

# DCM

## Cubelet Ice



DCM-120F

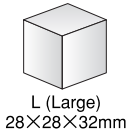
# DIM

## Cube Ice



DIM-30AE

### Cube size



L (Large)  
28×28×32mm

		DCM60FE	DCM120FE	DCM230FE	DIM30AE
Ice Production(kg/day)	Type of ice	Cubelet	Cubelet	Cubelet	L
Eisproduktion(Kg/24 Std.)					
Production en 24h	A.T. 10°C W.T. 10°C	60	125	230	32
IJsproductie(Kg/24uur)					
Produzione in 24h	A.T. 21°C W.T. 15°C	50	105	190	30
Bin Capacity (kg)					
Vorrat(kg)					
Reserve		1.9	4	18	15
Opslag					
Riserva					
Cooling System					
Kühlung	A=Air/Luft/ Lucht/Aria				
Condenseur		A	A	A	A
Condensator	W=Water/Wasser/ Water/Acqua/Eau				
Raffreddamento					
Refrigerant					
Kältemittel					
Fluide Refrigerant		R134a	R134a	R404A	R134a
Koelmedium					
Refrigerante					
Electrical Supply					
Netzspannung					
Alimentation électrique		1/220-240 50Hz	1/220-240 50Hz	1/220-240 50Hz	1/220-240 50Hz
Spanning					
Voltaggio Standard					
Electrical Consumption (W/h)					
Anschlussleistung(W/h)					
Consommation électrique(W/h)		280	604	815	320
Stroomverbruik(W/h)					
Consumo Elettrico(W/h)					
Water Consumption (lit/h)					
Wasserverbrauch(Ltr./Std.)					
Consommation D'Eau(lit./h)		0.16	0.35	6.3	6.7
Waterverbruik(lit./uur)					
Consumo Acqua(lit./h)					
Dimensions (mm)					
Abmessungen(BxTxH)		W350 x D480	W350 x D585	W660 x D571	W350 x D500
Dimension(LxPxH)		D480 x H720	D585 x H855	D571 x H1016	D500 x H1600
Maten(BxDxH)					
Dimensioni(LxPxH)					
Finishing					
Ausführung	ABS=Acrylic baked steel exterior/ Carrosserie Lackiertes Behuizing Stahlblechgehäuse Finitura		S/S	S/S=Stainless steel/ Chromnickelstahl/ Inox/Roestvrijstaal/ Acciaio	ABS
Weight (kg) Net/Gross					
Gewicht Netto/Brutto					
Poids Net/Brut		45/52	60/67	108/120	65/71
Gewicht Netto/Bruto					
Peso netto/Lordo					

### Hoshizaki Europe BV

Lemelerbergweg 51 1101 AM Amsterdam, The Netherlands  
TEL: +31 (0)20 6918499, FAX: +31 (0)20 6918768

### Hoshizaki UK

6 Alders Court, Welwyn Garden City, AL7 1AH, U.K.  
TEL: 01707 338585, FAX: 01707 322315

### Hoshizaki France

32 ter.Boulevard Ornano, 93287 Cedex, Saint.Denis, France  
TEL: 01 48 13 71 30, FAX: 01 48 13 09 92

### Hoshizaki Deutschland

Siemensring 98, 47877 Willich-Münchheide I, Germany  
TEL: 02154/92810, FAX: 02154/928128

### Hoshizaki Belgium

Ikaros Business Park, Ikaroslaan 5/7, 1930 Zaventem, Belgium  
TEL: 02 712 30 30, FAX: 02 712 30 31

### Operating limits/Max.Betriebsgrenzen/ Limites de fonctionnement/Conditioes/Condizioni

(A.T.): 5 - 40°C

(W.T.): 5 - 35°C

: 0.5 - 8 bar