

CB 246 / CB 249



CB Series



CB 246



CB 249



**Produttori automatici di ghiaccio in cubetti
- sistema a spruzzo.**

Cubetti di qualità: compatti, freddi e cristallini.
Il ghiaccio prodotto cade nel contenitore di raccolta pronto a soddisfare le esigenze di ghiaccio nelle ore di maggiore richiesta.

Automatic ice cube makers - spray system.

*Quality cubes: compact, cold and crystalline.
The ice produced drops into the collection bin and is ready to meet the ice requirements even at peak demand times.*

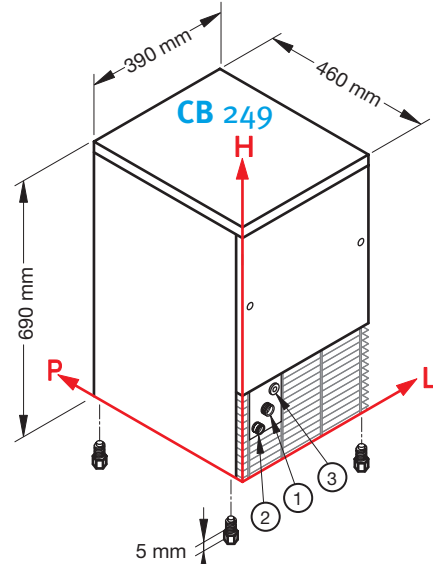
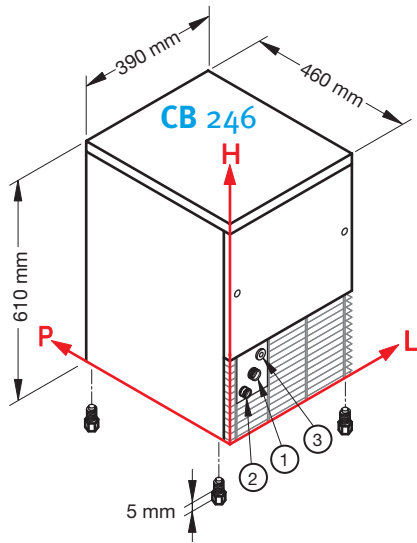
Machines à glaçons - système à projection d'eau.




*Cubes de qualité: compacts et cristallins.
Les glaçons produits tombent dans la réserve prêts à satisfaire les exigences aux heures de pointe.*












CB Series

CB 246 / CB 249






	1 			2 			3 		
	L	H	Ø	L	H	Ø	L	H	Ø
CB 246	111	175	3/4"	49	130	24mm	156	211	-
CB 249	111	175	3/4"	49	130	24mm	156	211	-


	Produzione in 24 h, sino a Production in 24 h, till Production en 24 h, jusqu'à	Capacità contenitore Storage capacity Réserve	Raffreddamento Cooling system Condenseur	Tipo di cubetto Kind of cube Type de glaçon	Refrigerante Refrigerant Fluide réfrigérant	Voltaggio standard Standard voltage Tension standard	Potenza assorbita Input power Puissance absorbée	Consumo acqua (l/kg) Water consumption (l/kg) Consommation d'eau (l/kg)	Dimensioni (LxPxH) Sizes (WxDxH) Dimension (LxPxH)	Dimensioni con imballo (LxPxH) Sizes with packing (WxDxH) Dimension avec emballage (LxPxH)	Peso netto/lordo Weight net/gross Poids net/brut
						V/Hz	W				
CB 246	24 Kg	6 Kg circa 350	A / W	D - 13g A - 18g C - 33g	R404A	220-240 V~ 50 Hz	350 W	A 5,1 W 14	mm 390x460x610	mm 440x510x780	35/41 Kg
CB 249	28 Kg	9 Kg circa 530	A / W	D - 13g A - 18g C - 33g	R404A	220-240 V~ 50 Hz	370 W	A 5,1 W 14	mm 390x460x690	mm 440x510x855	37/44 Kg




Finitura: acciaio inox 18/8, scotch brite - Finishing: 18/8 stainless steel, scotch brite - Carrosserie: inox 18/8, scotch brite.



Condizioni
Conditions / Conditions

 +21°C  +15°C  18g

Watt + 43°C  (230/50)

	 °C	 °C	Volt	
Minimum	+10 °C	+3 °C	-10 %	1bar (14psi)
Maximum	+43 °C	+32 °C	+10 %	6bar (84psi)



www.bremaice.it
info@bremaice.it